


## OFFICE OF TRANSPORTATION COOPERATIVES


Agency Performance Measures : As of February 2025

(in '000)

Output Indicator	2025 Target	Feb. Target	Feb. Actual	Diff. bet Target & Actual	Remarks/ Explanations
<b>Output Indicator 1 - % of Transport Cooperatives processed for accreditation within the prescribed period</b>	<b>100% (48)</b>	<b>3</b>	<b>100% (4)</b>	<b>1</b>	
1. TC Application for Accreditation (Processed)	32	2	4	2	The Agency was able to process four (4) new applications for TC accreditation as a result of the previous year TC Promotional Activities.
2. TC Accreditation Certificates (Issued)	16	1	0	-1	The OTC Board was not convene for the month of February due to non-availability of some OTC Board members. Failing to gather a quorum.
<b>Output Indicator 2 - No. of TC development services rendered according to clients satisfaction and execution standards</b>	<b>2,257</b>	<b>310</b>	<b>371</b>	<b>61</b>	
1. No. of Guidelines/Rules/Regulations/Formulated/Issued	8	0	0	0	
2. TC Certificate of Good Standing (CGS)	569	44	95	51	The continuous coordination with the TC sector resulted to the high compliance rate for the renewal of CGS.
3. TC Operation Inspection (Assess & Assist Program)	200	33	13	-20	A total of eleven (11) activities that were accomplished on the last week of the February 2025 were not yet reflected in the report due to the agency set monthly cut-off date. Furthermore, some of the scheduled activity was rescheduled pending the result of study/identification of TCs to be prioritized based on the result of Assess and Assist Activity for the last five (5) years.
4. Capacity/Capability Building Programs	300	32	29	-3	A total of three (3) Capacity Building Activities (CETOS) were conducted on the last week of February but not yet reflected in the report due to the agency set monthly cut off date.
5. TC Promotion/Briefing	30	1	3	2	The positive variance is the result of action taken on the number of requests from LGUs for the conduct of TC Promotional activity for other mode of public transportation in relation to the formulation of LPTRP.
6. Technical Development Assistance	1150	200	231	31	The positive variance was the result of action taken on the number of request for technical assistance from TCs particularly on its transport operations and PTMP related issues and concerns
<b>TOTAL</b>	<b>48,923</b>	<b>6,540</b>			

Approved by:

  
 REMANDO D. DEGUZMAN, JR.  
 Chairperson

  
 JSD/CK/OL/EN  
 6/21/2025



## OFFICE OF TRANSPORTATION COOPERATIVES


Agency Performance Measures : As of February 2025

(in '000)

Output Indicator	2025 Target	Feb. Target	Feb. Actual	Diff. bet Target & Actual	Remarks/ Explanations
<b>Output Indicator 1 - % of Transport Cooperatives processed for accreditation within the prescribed period</b>	<b>100% (48)</b>	<b>3</b>	<b>100% (4)</b>	<b>1</b>	
1. TC Application for Accreditation (Processed)	32	2	4	2	The Agency was able to process four (4) new applications for TC accreditation as a result of the previous year TC Promotional Activities.
2. TC Accreditation Certificates (Issued)	16	1	0	-1	The OTC Board was not convene for the month of February due to non-availability of some OTC Board members. Failing to gather a quorum.
<b>Output Indicator 2 - No. of TC development services rendered according to clients satisfaction and execution standards</b>	<b>2,257</b>	<b>310</b>	<b>371</b>	<b>61</b>	
1. No. of Guidelines/Rules/Regulations/Formulated/Issued	8	0	0	0	
2. TC Certificate of Good Standing (CGS)	569	44	95	51	The continuous coordination with the TC sector resulted to the high compliance rate for the renewal of CGS.
3. TC Operation Inspection (Assess & Assist Program)	200	33	13	-20	A total of eleven (11) activities that were accomplished on the last week of the February 2025 were not yet reflected in the report due to the agency set monthly cut-off date. Furthermore, some of the scheduled activity was rescheduled pending the result of study/identification of TCs to be prioritized based on the result of Assess and Assist Activity for the last five (5) years.
4. Capacity/Capability Building Programs	300	32	29	-3	A total of three (3) Capacity Building Activities (CETOS) were conducted on the last week of February but not yet reflected in the report due to the agency set monthly cut off date.
5. TC Promotion/Briefing	30	1	3	2	The positive variance is the result of action taken on the number of requests from LGUs for the conduct of TC Promotional activity for other mode of public transportation in relation to the formulation of LPTRP.
6. Technical Development Assistance	1150	200	231	31	The positive variance was the result of action taken on the number of request for technical assistance from TCs particularly on its transport operations and PTMP related issues and concerns
<b>TOTAL</b>	<b>48,923</b>	<b>6,540</b>			

Approved by:

  
 REYNALDO D. DEGUZMAN, JR.  
 Chairperson

  
 JSD/CKOL/EN  
 02/21/2025




## OFFICE OF TRANSPORTATION COOPERATIVES


Agency Performance Measures : As of February 2025

(in '000)

Output Indicator	2025 Target	Feb. Target	Feb. Actual	Diff. bet Target & Actual	Remarks/ Explanations
<b>Output Indicator 1 - % of Transport Cooperatives processed for accreditation within the prescribed period</b>	<b>100% (48)</b>	<b>3</b>	<b>100% (4)</b>	<b>1</b>	
1. TC Application for Accreditation (Processed)	32	2	4	2	The Agency was able to process four (4) new applications for TC accreditation as a result of the previous year TC Promotional Activities.
2. TC Accreditation Certificates (Issued)	16	1	0	-1	The OTC Board was not convene for the month of February due to non-availability of some OTC Board members. Failing to gather a quorum.
<b>Output Indicator 2 - No. of TC development services rendered according to clients satisfaction and execution standards</b>	<b>2,257</b>	<b>310</b>	<b>371</b>	<b>61</b>	
1. No. of Guidelines/Rules/Regulations/Formulated/Issued	8	0	0	0	The continuous coordination with the TC sector resulted to the high compliance rate for the renewal of CGS.
2. TC Certificate of Good Standing (CGS)	569	44	95	51	
3. TC Operation Inspection (Assess & Assist Program)	200	33	13	-20	A total of eleven (11) activities that were accomplished on the last week of the February 2025 were not yet reflected in the report due to the agency set monthly cut-off date. Furthermore, some of the scheduled activity was rescheduled pending the result of study/identification of TCs to be prioritized based on the result of Assess and Assist Activity for the last five (5) years.
4. Capacity/Capability Building Programs	300	32	29	-3	A total of three (3) Capacity Building Activities (CETOS) were conducted on the last week of February but not yet reflected in the report due to the agency set monthly cut off date.
5. TC Promotion/Briefing	30	1	3	2	The positive variance is the result of action taken on the number of requests from LGUs for the conduct of TC Promotional activity for other mode of public transportation in relation to the formulation of LPTRP.
6. Technical Development Assistance	1150	200	231	31	The positive variance was the result of action taken on the number of request for technical assistance from TCs particularly on its transport operations and PTMP related issues and concerns
<b>TOTAL</b>	<b>48,923</b>	<b>6,540</b>			

Approved by:


  
REYNALDO D. DEGUZMAN, JR.  
Chairperson


  
JSD/CK/OL/PLN  
9/21/2025