

July 8, 2024

Auditor MARILOU P. ALQUERO
State Auditor III
Audit Team Leader
This Office


Dear Auditor Alquero:

In compliance with COA-DBM Circular dated March 15, 2013, the Office of Transportation Cooperatives (OTC), hereby submit the **3rd** Quarter Financial Accountability Reports (BFARs) for FY 2023:

- 1. FAR No. 1 - Statement of Appropriation, Allotments, Obligations, Disbursement and Balances (Current Year Appropriations, Continuing);
- 2. FAR No. 1-A - Summary of Appropriation, Allotments, Obligations, Disbursement and Balances (Current Year Appropriations, Continuing);
- 3. FAR No. 1-B - List of Allotments and Sub Allotments;
- 4. FAR No. 1-C - Statement of Obligations, Disbursements, Liquidations and Balances for Inter-agency Fund Transfers;
- 5. FAR No. 2 - Statement of Approved Budget, Utilizations, Disbursements and Balances;
- 6. FAR No. 2-A - Summary of Approved Budget, Utilizations, Disbursements and Balances by Object of Expenditures;
- 7. FAR No. 3 - Aging of Unpaid Obligations;
- 8. FAR No. 4 - Quarterly Report of Disbursements;
- 9. FAR No. 5 - Quarterly Report of Revenue and Other Receipts;
- 10. FAR No. 6 - Statement of Approved Budget, Utilizations, Disbursements and Balances for trust receipts; and
- 11. BAR No. 1 - 2nd Quarter Physical Performance.

For any further questions or queries, please reach Ms. Eleanor C. Mupas, Budget Officer, at (02) 8833-9315 or email at eleanor.mupas@otc.gov.ph. Thank you.

Very Truly Yours,


REYNALDO B. DE GUZMAN JR.
 Executive Director // OIC, Office of the Chairman

COMMISSION ON AUDIT
 RECEIVED
 DATE 8-20-24
 TIME 9:15 AM

Receiving copy

July 8, 2024

Sen. Grace Poe
Chairperson
Committee on Finance
Senate of the Philippines
4th Fl., Senate of the Philippines,
Roxas Blvd., Pasay City

OFFICE OF THE COMPTROLLER
Executive Budget Research
and Monitoring Office
RECEIVED
7/31/24
10:25
Ypus

Through : EIREEN PALANCA
Dir. Gen., LBRMO
Committee Secretary


Dear Sen. Poe:

In compliance with COA-DBM Circular dated March 15, 2013, the Office of Transportation Cooperatives (OTC), hereby submit the **2nd** Quarter Financial Accountability Reports (BFARs) for FY 2023:

1. FAR No. 1 - Statement of Appropriation, Allotments, Obligations, Disbursement and Balances (Current Year Appropriations, Continuing);
2. FAR No. 1-A - Summary of Appropriation, Allotments, Obligations, Disbursement and Balances (Current Year Appropriations, Continuing);
3. FAR No. 1-B - List of Allotments and Sub Allotments;
4. FAR No. 1-C - Statement of Obligations, Disbursements, Liquidations and Balances for Inter-agency Fund Transfers;
5. FAR No. 2 - Statement of Approved Budget, Utilizations, Disbursements and Balances;
6. FAR No. 2-A - Summary of Approved Budget, Utilizations, Disbursements and Balances by Object of Expenditures;
7. FAR No. 3 - Aging of Unpaid Obligations;
8. FAR No. 4 - Quarterly Report of Disbursements;
9. FAR No. 5 - Quarterly Report of Revenue and Other Receipts;
10. FAR No. 6 - Statement of Approved Budget, Utilizations, Disbursements and Balances for trust receipts; and
11. BAR No. 1 - 2nd Quarter Physical Performance.

For any further questions or queries, please reach Ms. Eleanor C. Mupas, Budget Officer, at (02) 8833-9315 or email at eleanor.mupas@otc.gov.ph. Thank you.

Very Truly Yours,


REYNALDO DE GUZMAN JR.
Executive Director II/ OIG, Office of the Chairman



REPUBLIC OF THE PHILIPPINES
DEPARTMENT OF TRANSPORTATION
OFFICE OF TRANSPORTATION COOPERATIVES

BAGONG PILIPINAS

July 8, 2024

Sen. Grace Poe
Chairperson
Committee on Finance
Senate of the Philippines
4th Flr., Senate of the Philippines,
Roxas Blvd., Pasay City

Through : EIREEN PALANCA
Dir. Gen., LBRMO
Committee Secretary


Dear Sen. Poe:

In compliance with COA-DBM Circular dated March 15, 2013, the Office of Transportation Cooperatives (OTC), hereby submit the 3rd Quarter Financial Accountability Reports (BFARs) for FY 2023:

1. FAR No. 1 - Statement of Appropriation, Allotments, Obligations, Disbursement and Balances (Current Year Appropriations, Continuing);
2. FAR No. 1-A - Summary of Appropriation, Allotments, Obligations, Disbursement and Balances (Current Year Appropriations, Continuing);
3. FAR No. 1-B - List of Allotments and Sub Allotments;
4. FAR No. 1-C - Statement of Obligations, Disbursements, Liquidations and Balances for Inter-agency Fund Transfers;
5. FAR No. 2 - Statement of Approved Budget, Utilizations, Disbursements and Balances;
6. FAR No. 2-A - Summary of Approved Budget, Utilizations, Disbursements and Balances by Object of Expenditures;
7. FAR No. 3 - Aging of Unpaid Obligations;
8. FAR No. 4 - Quarterly Report of Disbursements;
9. FAR No. 5 - Quarterly Report of Revenue and Other Receipts;
10. FAR No. 6 - Statement of Approved Budget, Utilizations, Disbursements and Balances for trust receipts; and
11. BAR No. 1 - 2nd Quarter Physical Performance.

For any further questions or queries, please reach Ms. Eleanor C. Mupas, Budget Officer, at (02) 8833-9315 or email at eleanor.mupas@otc.gov.ph. Thank you.

Very Truly Yours,


REYMOND D. DE GUZMAN JR.
Executive Director / OIC, Office of the Chairman

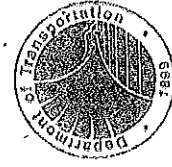
5/F BEN-LOR BLDG. 1184 QUEZON AVE. BRGY. PALIGSAHAN, QUEZON CITY

www.otc.gov.ph

www.facebook.com/DOTrOTC

(02) 8332-9315

official@otc.gov.ph



REPUBLIC OF THE PHILIPPINES
DEPARTMENT OF TRANSPORTATION
OFFICE OF TRANSPORTATION COOPERATIVES

SAGONG PILIPINAS

July 8, 2024

Auditor MARILOU P. ALQUERO
State Auditor III
Audit Team Leader
This Office


Dear Auditor Alquero:

In compliance with COA-DBM Circular dated March 15, 2013, the Office of Transportation Cooperatives (OTC), hereby submit the 3rd Quarter Financial Accountability Reports (BFARs) for FY 2023:

- | | | |
|----------------|---|---|
| 1. FAR No. 1 | - | Statement of Appropriation, Allotments, Obligations, Disbursement and Balances (Current Year Appropriations, Continuing); |
| 2. FAR No. 1-A | - | Summary of Appropriation, Allotments, Obligations, Disbursement and Balances (Current Year Appropriations, Continuing); |
| 3. FAR No. 1-B | - | List of Allotments and Sub Allotments; |
| 4. FAR No. 1-C | - | Statement of Obligations, Disbursements, Liquidations and Balances for Inter-agency Fund Transfers; |
| 5. FAR No. 2 | - | Statement of Approved Budget, Utilizations, Disbursements and Balances; |
| 6. FAR No. 2-A | - | Summary of Approved Budget, Utilizations, Disbursements and Balances by Object of Expenditures; |
| 7. FAR No. 3 | - | Aging of Unpaid Obligations; |
| 8. FAR No. 4 | - | Quarterly Report of Disbursements; |
| 9. FAR No. 5 | - | Quarterly Report of Revenue and Other Receipts; |
| 10. FAR No. 6 | - | Statement of Approved Budget, Utilizations, Disbursements and Balances for trust receipts; and |
| 11. BAR No. 1 | - | 2 nd Quarter Physical Performance. |

For any further questions or queries, please reach Ms. Eleanor C. Mupas, Budget Officer, at (02) 8833-9315 or email at eleanor.mupas@otc.gov.ph. Thank you.

Very Truly Yours,


REYMONDO D. DE GUZMAN JR.
Executive Director II/OIC, Office of the Chairman

OFFICE OF THE CHAIRMAN, OFFICE OF TRANSPORTATION COOPERATIVES, 1184 QUEZON AVE., Bldg. PALISSAHAN, QUEZON CITY

www.otc.gov.ph www.facebook.com/DOTC-OTC

(02) 8332-9315
official@otc.gov.ph

July 8, 2024

Hon. ELIZALDY S. CO
Chairperson
Committee on Appropriations
House of Representatives
Congress of the Philippines
Batasan Pambansa, Quezon City

Through : Committee Secretary

HOUSE OF REPRESENTATIVES
COMMITTEE ON APPROPRIATIONS
RECEIVED
JUL 9 2024
By Danick
Control No.

Dear Hon. Co:

In compliance with COA-DBM Circular dated March 15, 2013, the Office of Transportation Cooperatives (OTC), hereby submit the 3rd Quarter Financial Accountability Reports (BFARs) for FY 2023:

1. FAR No. 1 - Statement of Appropriation, Allotments, Obligations, Disbursement and Balances (Current Year Appropriations, Continuing);
2. FAR No. 1-A - Summary of Appropriation, Allotments, Obligations, Disbursement and Balances (Current Year Appropriations, Continuing);
3. FAR No. 1-B - List of Allotments and Sub Allotments;
4. FAR No. 1-C - Statement of Obligations, Disbursements, Liquidations and Balances for Inter-agency Fund Transfers;
5. FAR No. 2 - Statement of Approved Budget, Utilizations, Disbursements and Balances;
6. FAR No. 2-A - Summary of Approved Budget, Utilizations, Disbursements and Balances by Object of Expenditures;
7. FAR No. 3 - Aging of Unpaid Obligations;
8. FAR No. 4 - Quarterly Report of Disbursements;
9. FAR No. 5 - Quarterly Report of Revenue and Other Receipts;
10. FAR No. 6 - Statement of Approved Budget, Utilizations, Disbursements and Balances for trust receipts; and
11. BAR No. 1 - 2nd Quarter Physical Performance.

For any further questions or queries, please reach Ms. Eleanor C. Mupas, Budget Officer, at (02) 8833-9315 or email at eleanor.mupas@otc.gov.ph. Thank you.

Very Truly Yours,


REYUNDO C. DE GUZMAN JR.
Executive Director in OIC Office of the Chairman

receiving copy

OFFICE OF THE COMPTROLLER
29 JUL 2024
UC 6287

July 8, 2024

Dir. CARMELITIA O. ANTUSADA
Director IV
Government Accountability Office
Commission on Audit
Central Office, Batasan Complex
Quezon City


Dear Director Antusada:

In compliance with COA-DBM Circular dated March 15, 2013, the Office of Transportation Cooperatives (OTC), hereby submit the 2nd Quarter Financial Accountability Reports (BFARs) for FY 2023:

- | | | |
|----------------|---|--|
| 1. FAR No. 1 | - | Statement of Appropriation, Allotments, Obligations, Disbursements and Balances (Current Year Appropriations, Continuing); |
| 2. FAR No. 1-A | - | Summary of Appropriation, Allotments, Obligations, Disbursement and Balances (Current Year Appropriations, Continuing); |
| 3. FAR No. 1-B | - | List of Allotments and Sub Allotments; |
| 4. FAR No. 1-C | - | Statement of Obligations, Disbursements, Liquidations and Balances for Inter-agency Fund Transfers; |
| 5. FAR No. 2 | - | Statement of Approved Budget, Utilizations, Disbursements and Balances; |
| 6. FAR No. 2-A | - | Summary of Approved Budget, Utilizations, Disbursements and Balances by Object of Expenditures; |
| 7. FAR No. 3 | - | Aging of Unpaid Obligations; |
| 8. FAR No. 4 | - | Quarterly Report of Disbursements; |
| 9. FAR No. 5 | - | Quarterly Report of Revenue and Other Receipts; |
| 10. FAR No. 6 | - | Statement of Approved Budget, Utilizations, Disbursements and Balances for trust receipts; and |
| 11. BAR No. 1 | - | 2 nd Quarter Physical Performance. |

For any further questions or queries, please reach Ms. Eleanor C. Mupas, Budget Officer, at (02) 8833-9315 or email at eleanor.mupas@otc.gov.ph. Thank you.


Very Truly Yours,


REYNOLD J. DE GUZMAN JR. *MD*
Executive Director IV, OIC, Office of the Chairman

July 5, 2024

Sec. AMENAH F. PANGANDAMAN
Office of the Secretary
Department of Budget and Management
General Solano St., San Miguel
Manila

Through : Ms. Maria Crescencia D. Sunga
Director IV
Budget and Management Bureau-A
DBM



Dear Secretary Pangandaman:

In compliance with COA-DBM Circular dated March 15, 2013, the Office of Transportation Cooperatives (OTC), hereby submit the ~~2nd~~ Quarter Financial Accountability Reports (BFARs) for FY 2023:

1. FAR No. 1 - Statement of Appropriation, Allotments, Obligations, Disbursement and Balances (Current Year Appropriations, Continuing);
2. FAR No. 1-A - Summary of Appropriation, Allotments, Obligations, Disbursement and Balances (Current Year Appropriations, Continuing);
3. FAR No. 1-B - List of Allotments and Sub Allotments;
4. FAR No. 1-C - Statement of Obligations, Disbursements, Liquidations and Balances for Inter-agency Fund Transfers;
5. FAR No. 2 - Statement of Approved Budget, Utilizations, Disbursements and Balances;
6. FAR No. 2-A - Summary of Approved Budget, Utilizations, Disbursements and Balances by Object of Expenditures;
7. FAR No. 3 - Aging of Unpaid Obligations;
8. FAR No. 4 - Quarterly Report of Disbursements;
9. FAR No. 5 - Quarterly Report of Revenue and Other Receipts;
10. FAR No. 6 - Statement of Approved Budget, Utilizations, Disbursements and Balances for trust receipts; and
11. BAR No. 1 - 2nd Quarter Physical Performance.

For any further questions or queries, please reach Ms. Eleanor C. Mupas, Budget Officer, at (02) 8833-9315 or email at eleanor.mupas@otc.gov.ph. Thank you.

Very Truly Yours,


REYMINALDO D. DE LUZMAN JR. JR.
Executive Director II/ASIC, Office of the Chairman

STATEMENT OF APPROPRIATIONS, ALLOTMENTS, OBLIGATIONS, DISBURSEMENTS AND BALANCES

As at the Quarter Ending June 30, 2024

Department : Department of Transportation (DOTr)
Agency/Entity : Office of Transportation Cooperatives
Operating Unit : < not applicable >
Organization Code (UACS) : 38 004 0000000
Fund Cluster : 01 - Regular Agency Fund

X Current Year Appropriations
Supplemental Appropriations
Continuing Appropriations

(e.g. UACS Fund Cluster: 01-Regular Agency Fund, 02-Foreign Assisted Projects Fund, 03-Special Account-Locally Funded/Domestic Grants Fund, and 04-Special Account-Foreign Assisted/Foreign Grants Fund)

Table with columns: Particulars, UACS CODE, Appropriations (Authorized, Adjusted), Allotments (Received, Adjusted), Current Year Obligations (1st-4th Quarter, Total), Current Year Disbursements (1st-4th Quarter, Total), Balances (Unreleased, Unobligated, Unpaid Obligations).

Prepared by: ANGELICA J. ASPERO
Admin Office VI
Date: July 4, 2024 11:44 AM

Certified Correct: ELEANOR D. MUPAS
Admin Office V
Date: July 4, 2024

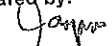
Recommending Approval By: NITANIE ROSARES
Chief, Admin & Finance Division III
Date: July 4, 2024 11:44 AM


Approved By: REYMOND D. DE GUZMAN JR
Executive Director / Chief, Office of the Chairman
Date: July 4, 2024 02:54 PM

STATEMENT OF OBLIGATIONS, DISBURSEMENTS, LIQUIDATIONS AND BALANCES for INTER-AGENCY FUND TRANSFERS
 (for Source Agency use only)
 As at the Quarter Ending June 30, 2024

Department : Department of Transportation (DOT)
 Agency/Entity : Office of Transportation Cooperatives
 Operating Unit : < not applicable >
 Organization Code : 38 004 0000000
 Fund Cluster : 01 - Regular Agency Fund
 (e.g. UACS Fund Cluster: 05-Internally Generated Funds and 06-Business Related Funds)


Particulars	Obligation Request and Status		Obligations					Disbursements (Funds Transferred To)					Liquidations			Unpaid Obligations	Unliquidated Fund Transfers		
	Number	Date	1st Quarter Ending	2nd Quarter Ending	3rd Quarter Ending	4th Quarter Ending	Total	1st Quarter Ending	2nd Quarter Ending	3rd Quarter Ending	4th Quarter Ending	Total	1st Quarter Ending	2nd Quarter Ending	3rd Quarter Ending			4th Quarter Ending	Total
1	2	3	4	5	6	7	8=(4+5+6+7)	9	10	11	12	13=(9+10+11+12)	14	15	16	17	18=(14+15+16+17)	19=(8-13)	20=(13-18)

Prepared by: 
 ANGELICA J. ASPERO
 Admin Aide VI
 Date: July 4, 2024 11:55 AM

Certified Correct:

 ELEANOR C. MUPAS
 Admin Aide VI
 Date:

Recommending Approval By:


 NITA LOPEZ-COSARES
 Chief, F&D
 Date:

Approved By:

 REYMONDO D. DE GUZMAN JR
 Executive Director INOC, Office of the
 Dat:

This report was generated using the Unified Reporting System on July 4, 2024 3:36 PM; Status : NOT APPLICABLE

STATEMENT OF APPROPRIATIONS, ALLOTMENTS, OBLIGATIONS, DISBURSEMENTS AND BALANCES
As at the Quarter Ending June 30, 2024


Department : Department of Transportation (DOTr)
 Agency/Entity : Office of Transportation Cooperatives
 Operating Unit : < not applicable >
 Organization Code : 38 004 0000000
 Fund Cluster : 01 - Regular Agency Fund


	Current Year Appropriations
	Supplemental Appropriations
X	Continuing Appropriations

(e.g. UACS Fund Cluster: 01-Regular Agency Fund, 02-Foreign Assisted Projects Fund, 03-Special Account-Locally Funded/Domestic Grants Fund, and 04-Special Account-Foreign Assisted/Foreign Grants Fund)

Particulars	UACS CODE	Appropriations			Allotments						Current Year Obligations					Current Year Disbursements					Balances			
		Authorized Appropriations	Adjustments (Transfer To/From, Modification s/ Augmentatio ns)	Adjusted Appropriatio ns	Allotments		Adjustments (Reductions, Modification s/ Augmentatio ns)	Transfer To	Transfer From	Adjusted Allotments	1st Quarter Ending March 31	2nd Quarter Ending June 30	3rd Quarter Ending September 30	4th Quarter Ending December 31	Total	1st Quarter Ending March 31	2nd Quarter Ending June 30	3rd Quarter Ending September 30	4th Quarter Ending December 31	Total	Unused Funds		Unpaid Obligations (16-21)=(24+25)	
					SARO	Unobligated															Unreleased Appropriations	Unobligated Allotments	Due and Demandable	Not Yet Due and Demandable
1	2	3	4	5=(3+4)	6	7	8	9	10	11=[(6+7+(-18)-9+10)]	12	13	14	15	16=[(12+13+14+15)]	17	18	19	20	21=[(17+18+19+20)]	22=(5-11)	23=(11-16)	24	25
Unobligated Allotment		0.00	0.00	0.00	0.00	2,359.82	0.00	0.00	0.00	2,359.82	2,359.82	0.00	0.00	0.00	2,359.82	2,359.82	0.00	0.00	0.00	2,359.82	0.00	0.00	0.00	0.00
I. Agency Specific Budget		0.00	0.00	0.00	0.00	2,359.82	0.00	0.00	0.00	2,359.82	2,359.82	0.00	0.00	0.00	2,359.82	2,359.82	0.00	0.00	0.00	2,359.82	0.00	0.00	0.00	0.00
Operations	30000000000000	0.00	0.00	0.00	0.00	2,359.82	0.00	0.00	0.00	2,359.82	2,359.82	0.00	0.00	0.00	2,359.82	2,359.82	0.00	0.00	0.00	2,359.82	0.00	0.00	0.00	0.00
OO : Transportation Cooperatives Developed		0.00	0.00	0.00	0.00	2,359.82	0.00	0.00	0.00	2,359.82	2,359.82	0.00	0.00	0.00	2,359.82	2,359.82	0.00	0.00	0.00	2,359.82	0.00	0.00	0.00	0.00
TRANSPORTATION COOPERATIVE DEVELOPMENT PROGRAM		0.00	0.00	0.00	0.00	2,359.82	0.00	0.00	0.00	2,359.82	2,359.82	0.00	0.00	0.00	2,359.82	2,359.82	0.00	0.00	0.00	2,359.82	0.00	0.00	0.00	0.00
Transportation Cooperative Development Services	310100100002000	0.00	0.00	0.00	0.00	2,359.82	0.00	0.00	0.00	2,359.82	2,359.82	0.00	0.00	0.00	2,359.82	2,359.82	0.00	0.00	0.00	2,359.82	0.00	0.00	0.00	0.00
MOOE		0.00	0.00	0.00	0.00	2,359.82	0.00	0.00	0.00	2,359.82	2,359.82	0.00	0.00	0.00	2,359.82	2,359.82	0.00	0.00	0.00	2,359.82	0.00	0.00	0.00	0.00
Sub-Total, Operations		0.00	0.00	0.00	0.00	2,359.82	0.00	0.00	0.00	2,359.82	2,359.82	0.00	0.00	0.00	2,359.82	2,359.82	0.00	0.00	0.00	2,359.82	0.00	0.00	0.00	0.00
PS		0.00	0.00	0.00	0.00	0.00	0.00	0.00	0.00	0.00	0.00	0.00	0.00	0.00	0.00	0.00	0.00	0.00	0.00	0.00	0.00	0.00	0.00	0.00
MOOE		0.00	0.00	0.00	0.00	2,359.82	0.00	0.00	0.00	2,359.82	2,359.82	0.00	0.00	0.00	2,359.82	2,359.82	0.00	0.00	0.00	2,359.82	0.00	0.00	0.00	0.00
FinEx (if Applicable)		0.00	0.00	0.00	0.00	0.00	0.00	0.00	0.00	0.00	0.00	0.00	0.00	0.00	0.00	0.00	0.00	0.00	0.00	0.00	0.00	0.00	0.00	0.00
CO		0.00	0.00	0.00	0.00	0.00	0.00	0.00	0.00	0.00	0.00	0.00	0.00	0.00	0.00	0.00	0.00	0.00	0.00	0.00	0.00	0.00	0.00	0.00
Sub-Total, I. Agency Specific Budget		0.00	0.00	0.00	0.00	2,359.82	0.00	0.00	0.00	2,359.82	2,359.82	0.00	0.00	0.00	2,359.82	2,359.82	0.00	0.00	0.00	2,359.82	0.00	0.00	0.00	0.00
PS		0.00	0.00	0.00	0.00	0.00	0.00	0.00	0.00	0.00	0.00	0.00	0.00	0.00	0.00	0.00	0.00	0.00	0.00	0.00	0.00	0.00	0.00	0.00
MOOE		0.00	0.00	0.00	0.00	2,359.82	0.00	0.00	0.00	2,359.82	2,359.82	0.00	0.00	0.00	2,359.82	2,359.82	0.00	0.00	0.00	2,359.82	0.00	0.00	0.00	0.00
FinEx (if Applicable)		0.00	0.00	0.00	0.00	0.00	0.00	0.00	0.00	0.00	0.00	0.00	0.00	0.00	0.00	0.00	0.00	0.00	0.00	0.00	0.00	0.00	0.00	0.00
CO		0.00	0.00	0.00	0.00	0.00	0.00	0.00	0.00	0.00	0.00	0.00	0.00	0.00	0.00	0.00	0.00	0.00	0.00	0.00	0.00	0.00	0.00	0.00
GRAND TOTAL		0.00	0.00	0.00	0.00	2,359.82	0.00	0.00	0.00	2,359.82	2,359.82	0.00	0.00	0.00	2,359.82	2,359.82	0.00	0.00	0.00	2,359.82	0.00	0.00	0.00	0.00
PS		0.00	0.00	0.00	0.00	0.00	0.00	0.00	0.00	0.00	0.00	0.00	0.00	0.00	0.00	0.00	0.00	0.00	0.00	0.00	0.00	0.00	0.00	0.00
MOOE		0.00	0.00	0.00	0.00	2,359.82	0.00	0.00	0.00	2,359.82	2,359.82	0.00	0.00	0.00	2,359.82	2,359.82	0.00	0.00	0.00	2,359.82	0.00	0.00	0.00	0.00
FinEx (if Applicable)		0.00	0.00	0.00	0.00	0.00	0.00	0.00	0.00	0.00	0.00	0.00	0.00	0.00	0.00	0.00	0.00	0.00	0.00	0.00	0.00	0.00	0.00	0.00
CO		0.00	0.00	0.00	0.00	0.00	0.00	0.00	0.00	0.00	0.00	0.00	0.00	0.00	0.00	0.00	0.00	0.00	0.00	0.00	0.00	0.00	0.00	0.00
Recapitulation by OO:																								
Unobligated Allotment		0.00	0.00	0.00	0.00	2,359.82	0.00	0.00	0.00	2,359.82	2,359.82	0.00	0.00	0.00	2,359.82	2,359.82	0.00	0.00	0.00	2,359.82	0.00	0.00	0.00	0.00
I. Agency Specific Budget		0.00	0.00	0.00	0.00	2,359.82	0.00	0.00	0.00	2,359.82	2,359.82	0.00	0.00	0.00	2,359.82	2,359.82	0.00	0.00	0.00	2,359.82	0.00	0.00	0.00	0.00
TRANSPORTATION COOPERATIVE DEVELOPMENT PROGRAM		0.00	0.00	0.00	0.00	2,359.82	0.00	0.00	0.00	2,359.82	2,359.82	0.00	0.00	0.00	2,359.82	2,359.82	0.00	0.00	0.00	2,359.82	0.00	0.00	0.00	0.00


This report was generated using the Unified Reporting System on July 5, 2024 7:37 AM; Status : SUBMITTED

Certified Correct:

 ANGELICA J. ASPERO
 Admin Aide VI
 Date July 4, 2024 11:44 AM

Certified Correct:

 ELEANOR D. MUPAS
 Admin Officer V
 Date July 4, 2024 11:44 AM

Recommending Approval By:

 NITA LOPEZ-COSARES
 Chief, Admin and Finance Division
 Date July 4, 2024 02:54 PM

Approved By:

 REY MURILLO D. DE GUZMAN JR.
 Executive Director II / C- Office of the Chairman
 Date July 4, 2024 03:03 PM

SUMMARY OF APPROPRIATIONS, ALLOTMENTS, OBLIGATIONS, DISBURSEMENTS AND BALANCES BY OBJECT OF EXPENDITURES
As at the Quarter Ending June 30, 2024

Department : Department of Transportation (DOT)
 Agency/Entity : Office of Transportation Cooperatives
 Operating Unit : < not applicable >
 Organization Code (UACS) : 39 004 000000
 Fund Cluster : 01 - Regular Agency Fund
 (e.g. UACS Fund Cluster: 01-Regular Agency Fund, 02-Foreign Assisted Projects Fund, 03-Special Account-Locally Funded/Domestic Grants Fund, and 04-Special Account-Foreign Assisted/Foreign Grants Fund)

X	Current Year Appropriations
	Supplemental Appropriations
	Continuing Appropriations

Particulars	UACS CODE	Appropriations			Allotments			Obligations					Disbursements				Balances						
		Authorized Appropriations	Adjustments (Transfer To/From, Modifications/ Augmentations)	Adjusted Appropriations	Allotments Received	Adjustments (Reductions, Modifications/ Augmentations)	Transfer To	Transfer From	Adjusted Allotments	1st Quarter Ending March 31	2nd Quarter Ending June 30	3rd Quarter Ending September 30	4th Quarter Ending December 31	Total	1st Quarter Ending March 31	2nd Quarter Ending June 30	3rd Quarter Ending September 30	4th Quarter Ending December 31	Total	Unreleased Appropriations	Unobligated Allotments	Unpaid Obligations (19-20)-(23+24)	
1	2	3	4	5=(3+4)	6	7	8	9	10=(8+(-7)+8+9)	11	12	13	14	15=(11+12+13+14)	16	17	18	19	20=(16+17+18+19)	21=(5-10)	22=(10-15)	23	24
SUMMARY		54,170,000.00	0.00	54,170,000.00	54,170,000.00	0.00	0.00	0.00	54,170,000.00	8,312,667.60	14,564,714.87	0.00	0.00	22,877,382.53	8,294,602.47	14,582,580.06	0.00	0.00	22,877,382.53	0.00	31,292,617.47	0.00	0.00
A. AGENCY SPECIFIC BUDGET		52,081,000.00	0.00	52,081,000.00	52,081,000.00	0.00	0.00	0.00	52,081,000.00	7,792,034.18	13,886,315.35	0.00	0.00	21,680,349.53	7,791,934.18	13,886,415.35	0.00	0.00	21,680,349.53	0.00	30,400,655.47	0.00	0.00
Personnel Services		23,613,000.00	0.00	23,613,000.00	23,613,000.00	0.00	0.00	0.00	23,613,000.00	5,284,801.57	7,873,630.41	0.00	0.00	13,268,431.98	5,294,701.57	7,873,630.41	0.00	0.00	13,268,431.98	0.00	10,344,668.02	0.00	0.00
Salaries and Wages		17,406,000.00	0.00	17,406,000.00	17,406,000.00	0.00	0.00	0.00	17,406,000.00	4,423,388.19	5,528,420.20	0.00	0.00	9,951,818.39	4,423,388.19	5,528,420.20	0.00	0.00	9,951,818.39	0.00	7,454,161.61	0.00	0.00
Salaries and Wages - Regular	5010101000	17,406,000.00	0.00	17,406,000.00	17,406,000.00	0.00	0.00	0.00	17,406,000.00	4,423,388.19	5,528,420.20	0.00	0.00	9,951,818.39	4,423,388.19	5,528,420.20	0.00	0.00	9,951,818.39	0.00	7,454,161.61	0.00	0.00
Basic Salary - Civilian	5010101001	17,406,000.00	0.00	17,406,000.00	17,406,000.00	0.00	0.00	0.00	17,406,000.00	4,423,388.19	5,528,420.20	0.00	0.00	9,951,818.39	4,423,388.19	5,528,420.20	0.00	0.00	9,951,818.39	0.00	7,454,161.61	0.00	0.00
Other Compensation		5,108,000.00	(40,600.00)	5,067,400.00	5,108,000.00	(40,600.00)	0.00	0.00	5,067,400.00	709,090.91	1,699,242.55	0.00	0.00	2,408,333.46	709,090.91	1,699,242.55	0.00	0.00	2,408,333.46	0.00	2,656,068.54	0.00	0.00
Personal Economic Relief Allowance (PERA)	5010201000	912,000.00	0.00	912,000.00	912,000.00	0.00	0.00	0.00	912,000.00	284,636.37	218,454.55	0.00	0.00	513,090.92	284,636.37	218,454.55	0.00	0.00	513,090.92	0.00	268,909.08	0.00	0.00
PERA - Civilian	5010201001	912,000.00	0.00	912,000.00	912,000.00	0.00	0.00	0.00	912,000.00	284,636.37	218,454.55	0.00	0.00	513,090.92	284,636.37	218,454.55	0.00	0.00	513,090.92	0.00	268,909.08	0.00	0.00
Representation Allowance (RA)	5010202000	228,000.00	0.00	228,000.00	228,000.00	0.00	0.00	0.00	228,000.00	112,977.27	84,760.00	0.00	0.00	207,737.27	112,977.27	84,760.00	0.00	0.00	207,737.27	0.00	20,272.73	0.00	0.00
Transportation Allowance (TA)	5010203000	228,000.00	0.00	228,000.00	228,000.00	0.00	0.00	0.00	228,000.00	73,477.27	101,500.00	0.00	0.00	174,977.27	73,477.27	101,500.00	0.00	0.00	174,977.27	0.00	53,022.73	0.00	0.00
Transportation Allowance (TA)	5010203001	228,000.00	0.00	228,000.00	228,000.00	0.00	0.00	0.00	228,000.00	73,477.27	101,500.00	0.00	0.00	174,977.27	73,477.27	101,500.00	0.00	0.00	174,977.27	0.00	53,022.73	0.00	0.00
Clothing/Uniform Allowance	5010204000	228,000.00	0.00	228,000.00	228,000.00	0.00	0.00	0.00	228,000.00	228,000.00	0.00	0.00	0.00	228,000.00	0.00	0.00	0.00	0.00	228,000.00	0.00	0.00	0.00	0.00
Clothing/Uniform Allowance - Civilian	5010204001	228,000.00	0.00	228,000.00	228,000.00	0.00	0.00	0.00	228,000.00	228,000.00	0.00	0.00	0.00	228,000.00	0.00	0.00	0.00	0.00	228,000.00	0.00	0.00	0.00	0.00
Year End Bonus	5010214000	1,451,000.00	0.00	1,451,000.00	1,451,000.00	0.00	0.00	0.00	1,451,000.00	0.00	0.00	0.00	0.00	0.00	0.00	0.00	0.00	0.00	0.00	0.00	1,451,000.00	0.00	0.00
Bonus - Civilian	5010214001	1,451,000.00	0.00	1,451,000.00	1,451,000.00	0.00	0.00	0.00	1,451,000.00	0.00	0.00	0.00	0.00	0.00	0.00	0.00	0.00	0.00	0.00	0.00	1,451,000.00	0.00	0.00
Cash Gift	5010215000	180,000.00	0.00	180,000.00	180,000.00	0.00	0.00	0.00	180,000.00	0.00	0.00	0.00	0.00	0.00	0.00	0.00	0.00	0.00	0.00	0.00	180,000.00	0.00	0.00
Cash Gift - Civilian	5010215001	180,000.00	0.00	180,000.00	180,000.00	0.00	0.00	0.00	180,000.00	0.00	0.00	0.00	0.00	0.00	0.00	0.00	0.00	0.00	0.00	0.00	180,000.00	0.00	0.00
Mid-Year Bonus - Civilian	5010216000	1,451,000.00	(40,600.00)	1,410,400.00	1,451,000.00	(40,600.00)	0.00	0.00	1,410,400.00	0.00	1,271,788.00	0.00	0.00	1,271,788.00	0.00	1,271,788.00	0.00	0.00	1,271,788.00	0.00	138,612.00	0.00	0.00
Mid-Year Bonus - Civilian	5010216001	1,451,000.00	(40,600.00)	1,410,400.00	1,451,000.00	(40,600.00)	0.00	0.00	1,410,400.00	0.00	1,271,788.00	0.00	0.00	1,271,788.00	0.00	1,271,788.00	0.00	0.00	1,271,788.00	0.00	138,612.00	0.00	0.00
Other Bonuses and Allowances	5010299000	420,000.00	0.00	420,000.00	420,000.00	0.00	0.00	0.00	420,000.00	0.00	12,750.00	0.00	0.00	12,750.00	0.00	12,750.00	0.00	0.00	12,750.00	0.00	407,250.00	0.00	0.00
Per Diem - Civilian	5010299001	230,000.00	0.00	230,000.00	230,000.00	0.00	0.00	0.00	230,000.00	0.00	12,750.00	0.00	0.00	12,750.00	0.00	12,750.00	0.00	0.00	12,750.00	0.00	217,250.00	0.00	0.00
Productivity Enhancement Incentive - Civilian	5010299012	190,000.00	0.00	190,000.00	190,000.00	0.00	0.00	0.00	190,000.00	0.00	0.00	0.00	0.00	0.00	0.00	0.00	0.00	0.00	0.00	0.00	190,000.00	0.00	0.00
Personnel Benefit Contributions		467,000.00	40,600.00	507,600.00	467,000.00	40,600.00	0.00	0.00	507,600.00	141,013.58	178,168.63	0.00	0.00	319,182.21	140,913.58	178,266.63	0.00	0.00	319,182.21	0.00	18,418.87	0.00	0.00
Pay-IBIG Contributions	5010302000	46,000.00	40,600.00	86,600.00	46,000.00	40,600.00	0.00	0.00	86,600.00	22,400.00	29,200.00	0.00	0.00	51,600.00	22,400.00	29,200.00	0.00	0.00	51,600.00	0.00	35,000.00	0.00	0.00
Pay-IBIG - Civilian	5010302001	46,000.00	40,600.00	86,600.00	46,000.00	40,600.00	0.00	0.00	86,600.00	22,400.00	29,200.00	0.00	0.00	51,600.00	22,400.00	29,200.00	0.00	0.00	51,600.00	0.00	35,000.00	0.00	0.00
PhilHealth Contributions	5010303000	375,000.00	0.00	375,000.00	375,000.00	0.00	0.00	0.00	375,000.00	107,513.50	134,266.63	0.00	0.00	241,780.13	107,513.50	134,266.63	0.00	0.00	241,780.13	0.00	133,219.87	0.00	0.00
PhilHealth - Civilian	5010303001	375,000.00	0.00	375,000.00	375,000.00	0.00	0.00	0.00	375,000.00	107,513.50	134,266.63	0.00	0.00	241,780.13	107,513.50	134,266.63	0.00	0.00	241,780.13	0.00	133,219.87	0.00	0.00
Employees Compensation Insurance Premiums	5010304000	46,000.00	0.00	46,000.00	46,000.00	0.00	0.00	0.00	46,000.00	14,700.00	25,800.00	0.00	0.00	40,500.00	14,700.00	25,800.00	0.00	0.00	40,500.00	0.00	20,200.00	0.00	0.00
ECIP - Civilian	5010304001	46,000.00	0.00	46,000.00	46,000.00	0.00	0.00	0.00	46,000.00	14,700.00	25,800.00	0.00	0.00	40,500.00	14,700.00	25,800.00	0.00	0.00	40,500.00	0.00	20,200.00	0.00	0.00
Other Personnel Benefits		632,000.00	0.00	632,000.00	632,000.00	0.00	0.00	0.00	632,000.00	21,299.97	567,701.03	0.00	0.00	589,000.00	21,299.97	567,701.03	0.00	0.00	589,000.00	0.00	43,000.00	0.00	0.00
Terminal Leave Benefits	5010403000	589,000.00	0.00	589,000.00	589,000.00	0.00	0.00	0.00	589,000.00	21,299.97	567,701.03	0.00	0.00	589,000.00	21,299.97	567,701.03	0.00	0.00	589,000.00	0.00	0.00	0.00	0.00
Terminal Leave Benefits - Civilian	5010403001	589,000.00	0.00	589,000.00	589,000.00	0.00	0.00	0.00	589,000.00	21,299.97	567,701.03	0.00	0.00	589,000.00	21,299.97	567,701.03	0.00	0.00	589,000.00	0.00	0.00	0.00	0.00
Other Personnel Benefits	5010499000	43,000.00	0.00	43,000.00	43,000.00	0.00	0.00	0.00	43,000.00	0.00	0.00	0.00	0.00	0.00	0.00	0.00	0.00	0.00	0.00	0.00	43,000.00	0.00	0.00
Lump-sum for Step Increments - Length of Service	5010499010	43,000.00	0.00	43,000.00	43,000.00	0.00	0.00	0.00	43,000.00	0.00	0.00	0.00	0.00	0.00	0.00	0.00	0.00	0.00	0.00	0.00	43,000.00	0.00	0.00
Maintenance and Other Operating Expenses		22,213,000.00	0.00	22,213,000.00	22,213,000.00	0.00	0.00	0.00	22,213,000.00	2,497,232.61	5,594,784.94	0.00	0.00	8,092,017.55	2,497,232.61	5,594,784.94	0.00	0.00	8,092,017.55	0.00	14,120,982.45	0.00	

SUMMARY OF APPROPRIATIONS, ALLOTMENTS, OBLIGATIONS, DISBURSEMENTS AND BALANCES BY OBJECT OF EXPENDITURES
As at the Quarter Ending June 30, 2024

Department : Department of Transportation (DOT)
 Agency/Entity : Office of Transportation Cooperatives
 Operating Unit : < not applicable >
 Organization Code (UACS) : 38 004 000000
 Fund Cluster : 01 - Regular Agency Fund

X	Current Year Appropriations
	Supplemental Appropriations
	Continuing Appropriations

(e.g. UACS Fund Cluster: 01-Regular Agency Fund, 02-Foreign Assisted Projects Fund, 03-Special Account-Locally Funded/Domestic Grants Fund, and 04-Special Account-Foreign Assisted/Foreign Grants Fund)

Particulars	UACS CODE	Appropriations					Allotments				Obligations				Disbursements				Balances				
		Authorized Appropriations	Adjustments (Transfer To/From, Modifications/ Augmentations)	Adjusted Appropriations	Allotments Received	Adjustments (Reductions, Modifications/ Augmentations)	Transfer To	Transfer From	Adjusted Allotments	1st Quarter Ending March 31	2nd Quarter Ending June 30	3rd Quarter Ending September 30	4th Quarter Ending December 31	Total	1st Quarter Ending March 31	2nd Quarter Ending June 30	3rd Quarter Ending September 30	4th Quarter Ending December 31	Total	Unreleased Appropriations	Unobligated Allotments	Unpaid Obligations (15-20)+(23+24)	
		3	4	5=(3+4)	6	7	8	9	10=(8+9)	11	12	13	14	15=(11+12+13+14)	16	17	18	19	20=(16+17+18+19)	21=(5-15)	22=(10-15)	23	24
Repairs and Maintenance		870,000.00	0.00	870,000.00	970,000.00	0.00	0.00	970,000.00	215,609.00	105,700.47	0.00	0.00	321,309.47	215,609.00	105,700.47	0.00	0.00	0.00	321,309.47	0.00	648,690.53	0.00	0.00
Repairs and Maintenance - Machinery and	5021305000	370,000.00	0.00	370,000.00	370,000.00	0.00	0.00	370,000.00	0.00	0.00	0.00	0.00	0.00	0.00	0.00	0.00	0.00	0.00	0.00	0.00	370,000.00	0.00	0.00
Printing Equipment	5021305012	370,000.00	0.00	370,000.00	370,000.00	0.00	0.00	370,000.00	0.00	0.00	0.00	0.00	0.00	0.00	0.00	0.00	0.00	0.00	0.00	0.00	370,000.00	0.00	0.00
Repairs and Maintenance - Transportation	5021305000	200,000.00	0.00	200,000.00	200,000.00	0.00	0.00	200,000.00	169,078.00	30,404.05	0.00	0.00	199,482.05	169,078.00	30,404.05	0.00	0.00	0.00	199,482.05	0.00	517.95	0.00	0.00
Motor Vehicles	5021306001	200,000.00	0.00	200,000.00	200,000.00	0.00	0.00	200,000.00	169,078.00	30,404.05	0.00	0.00	199,482.05	169,078.00	30,404.05	0.00	0.00	0.00	199,482.05	0.00	517.95	0.00	0.00
Repairs and Maintenance - Semi-Expendable	5021321000	400,000.00	0.00	400,000.00	400,000.00	0.00	0.00	400,000.00	48,531.00	75,386.42	0.00	0.00	121,917.42	48,531.00	75,386.42	0.00	0.00	0.00	121,917.42	0.00	278,082.58	0.00	0.00
Repairs and Maintenance - Other Expendable Machinery and Equipment	5021321000	400,000.00	0.00	400,000.00	400,000.00	0.00	0.00	400,000.00	48,531.00	75,386.42	0.00	0.00	121,917.42	48,531.00	75,386.42	0.00	0.00	0.00	121,917.42	0.00	278,082.58	0.00	0.00
Taxes, Insurance Premiums and Other Fees		50,000.00	0.00	50,000.00	50,000.00	0.00	0.00	50,000.00	43,803.14	6,396.86	0.00	0.00	50,000.00	43,803.14	6,396.86	0.00	0.00	0.00	50,000.00	0.00	0.00	0.00	0.00
Insurance Expenses	5021503000	50,000.00	0.00	50,000.00	50,000.00	0.00	0.00	50,000.00	43,803.14	6,396.86	0.00	0.00	50,000.00	43,803.14	6,396.86	0.00	0.00	0.00	50,000.00	0.00	0.00	0.00	0.00
Other Maintenance and Operating Expenses		17,200,000.00	0.00	17,200,000.00	17,200,000.00	0.00	0.00	17,200,000.00	1,640,094.10	5,037,850.73	0.00	0.00	6,677,944.83	1,640,094.10	5,037,850.73	0.00	0.00	0.00	6,677,944.83	0.00	10,522,055.17	0.00	0.00
Representation Expenses	5029903000	162,000.00	0.00	162,000.00	162,000.00	0.00	0.00	162,000.00	0.00	0.00	0.00	0.00	0.00	0.00	0.00	0.00	0.00	0.00	0.00	0.00	162,000.00	0.00	0.00
Rent/Lease Expenses	5029905000	8,245,000.00	0.00	8,245,000.00	8,245,000.00	0.00	0.00	8,245,000.00	915,172.72	2,752,597.62	0.00	0.00	3,667,770.34	915,172.72	2,752,597.62	0.00	0.00	0.00	3,667,770.34	0.00	5,577,229.66	0.00	0.00
Rent - Building and Structures	5029905001	8,245,000.00	0.00	8,245,000.00	8,245,000.00	0.00	0.00	8,245,000.00	915,172.72	2,752,597.62	0.00	0.00	3,667,770.34	915,172.72	2,752,597.62	0.00	0.00	0.00	3,667,770.34	0.00	5,577,229.66	0.00	0.00
Subscription Expenses	5029907000	200,000.00	0.00	200,000.00	200,000.00	0.00	0.00	200,000.00	0.00	0.00	0.00	0.00	0.00	0.00	0.00	0.00	0.00	0.00	0.00	0.00	200,000.00	0.00	0.00
ICT Software Subscription	5029907001	200,000.00	0.00	200,000.00	200,000.00	0.00	0.00	200,000.00	0.00	0.00	0.00	0.00	0.00	0.00	0.00	0.00	0.00	0.00	0.00	0.00	200,000.00	0.00	0.00
Other Maintenance and Operating Expenses	5029999000	7,593,000.00	0.00	7,593,000.00	7,593,000.00	0.00	0.00	7,593,000.00	724,921.38	2,285,253.11	0.00	0.00	3,010,174.49	724,921.38	2,285,253.11	0.00	0.00	0.00	3,010,174.49	0.00	4,582,825.51	0.00	0.00
Other Maintenance and Operating Expenses	5029999009	7,593,000.00	0.00	7,593,000.00	7,593,000.00	0.00	0.00	7,593,000.00	724,921.38	2,285,253.11	0.00	0.00	3,010,174.49	724,921.38	2,285,253.11	0.00	0.00	0.00	3,010,174.49	0.00	4,582,825.51	0.00	0.00
Capital Outlays		6,255,000.00	0.00	6,255,000.00	6,255,000.00	0.00	0.00	6,255,000.00	0.00	320,000.00	0.00	0.00	320,000.00	0.00	320,000.00	0.00	0.00	0.00	320,000.00	0.00	5,935,000.00	0.00	0.00
Property, Plant and Equipment Outlay		6,255,000.00	0.00	6,255,000.00	6,255,000.00	0.00	0.00	6,255,000.00	0.00	320,000.00	0.00	0.00	320,000.00	0.00	320,000.00	0.00	0.00	0.00	320,000.00	0.00	5,935,000.00	0.00	0.00
Machinery and Equipment Outlay	5060405000	6,255,000.00	0.00	6,255,000.00	6,255,000.00	0.00	0.00	6,255,000.00	0.00	320,000.00	0.00	0.00	320,000.00	0.00	320,000.00	0.00	0.00	0.00	320,000.00	0.00	5,935,000.00	0.00	0.00
Information and Communication Technology Equipment	5060405003	2,380,000.00	0.00	2,380,000.00	2,380,000.00	0.00	0.00	2,380,000.00	0.00	0.00	0.00	0.00	0.00	0.00	0.00	0.00	0.00	0.00	0.00	0.00	2,380,000.00	0.00	0.00
Communication Equipment	5060405007	1,350,000.00	0.00	1,350,000.00	1,350,000.00	0.00	0.00	1,350,000.00	0.00	320,000.00	0.00	0.00	320,000.00	0.00	320,000.00	0.00	0.00	0.00	320,000.00	0.00	1,030,000.00	0.00	0.00
Printing Equipment	5060405012	300,000.00	0.00	300,000.00	300,000.00	0.00	0.00	300,000.00	0.00	0.00	0.00	0.00	0.00	0.00	0.00	0.00	0.00	0.00	0.00	0.00	300,000.00	0.00	0.00
ICT Software	5060405015	2,225,000.00	0.00	2,225,000.00	2,225,000.00	0.00	0.00	2,225,000.00	0.00	0.00	0.00	0.00	0.00	0.00	0.00	0.00	0.00	0.00	0.00	0.00	2,225,000.00	0.00	0.00
B. AUTOMATIC APPROPRIATIONS		2,089,000.00	0.00	2,089,000.00	2,089,000.00	0.00	0.00	2,089,000.00	526,633.48	876,399.52	0.00	0.00	1,197,033.00	526,633.48	876,399.52	0.00	0.00	0.00	1,197,033.00	0.00	891,867.00	0.00	0.00
Retirement and Life Insurance Premiums		2,089,000.00	0.00	2,089,000.00	2,089,000.00	0.00	0.00	2,089,000.00	526,633.48	876,399.52	0.00	0.00	1,197,033.00	526,633.48	876,399.52	0.00	0.00	0.00	1,197,033.00	0.00	891,867.00	0.00	0.00
GRAND TOTAL		54,170,000.00	0.00	54,170,000.00	54,170,000.00	0.00	0.00	54,170,000.00	8,312,667.66	14,564,714.87	0.00	0.00	22,877,382.53	8,294,802.47	14,582,505.05	0.00	0.00	0.00	22,877,382.53	0.00	31,292,817.47	0.00	0.00

Certified Correct:
 ANGELICA J. ASPERO
 Admin. Sec. VI
 Date: July 4, 2024 11:47 AM

Certified Correct:
 ELEANOR C. SAURAS
 Administrative Officer V
 Date: July 4, 2024 11:47 AM

Recommending Approval By:
 NITA M. LOPEZ-COSARES
 Chief of Staff
 Date: July 4, 2024 02:56 PM

Approved By:
 RICHARD D. GONZALEZ
 Executive Director / Chief of the Chairman
 Date: July 4, 2024 03:04 PM

List of Allotments and Sub-Allotments
As at the Quarter Ending June 30, 2024

Department : Department of Transportation (DOTr)
 Agency/Entity : Office of Transportation Cooperatives
 Operating Unit : < not applicable >
 Organization Code (UACS) : 38 004 0000000
 Fund Cluster : 01 - Regular Agency Fund
 (e.g. UACS Fund Cluster: 01-Regular Agency Fund, 02-Foreign Assisted Projects Fund, 03-Special Account-Locally Funded/Domestic Grants Fund, and 04-Special Account-Foreign Assisted/Foreign Grants Fund)

X	Current Year Appropriations
	Supplemental Appropriations
	Continuing Appropriations

No.	Allotments/Sub-Allotments Reference		Funding Source		Allotments/Sub-Allotments received from CO/ROs/OUs					Sub-Allotments to ROs/OUs					Total Allotments/Net of Sub-allotments				
	Number	Date	Description	UACS CODE	PS	MOOE	FinEx	CO	Sub-Total	PS	MOOE	FinEx	CO	Total	PS	MOOE	FinEx	CO	
1	2	3	4	5	6	7	8	9	10=(6+7+8+9)	11	12	13	14	15=(11+12+13+14)	16=(6+11)	17=(7+12)	18=(8+13)	19=(9+14)	20
A. Allotments received from DBM																			
1	GAVA items released through GAVA as Allocation Order per Annex A of NBC No. 592	2024-01-15	Specific Budgets of National Government Agencies	101101	23,613,000.00	22,213,000.00	0.00	6,255,000.00	52,081,000.00	0.00	0.00	0.00	0.00	0.00	23,613,000.00	22,213,000.00	0.00	6,255,000.00	
2	Items for Release through SARU per Annex C of NBC No. 592	2024-01-15	Retirement and Life Insurance Premiums	104102	2,089,000.00	0.00	0.00	0.00	2,089,000.00	0.00	0.00	0.00	0.00	0.00	2,089,000.00	0.00	0.00	0.00	0.00
Sub-Total					25,702,000.00	22,213,000.00	0.00	6,255,000.00	54,170,000.00	0.00	0.00	0.00	0.00	0.00	25,702,000.00	22,213,000.00	0.00	6,255,000.00	
Total Allotments					25,702,000.00	22,213,000.00	0.00	6,255,000.00	54,170,000.00	0.00	0.00	0.00	0.00	0.00	25,702,000.00	22,213,000.00	0.00	6,255,000.00	
Summary by Funding Source Code:																			
Specific Budgets of National Government Agencies				101101	23,613,000.00	22,213,000.00	0.00	6,255,000.00	52,081,000.00	0.00	0.00	0.00	0.00	0.00	23,613,000.00	22,213,000.00	0.00	6,255,000.00	
Retirement and Life Insurance Premiums				104102	2,089,000.00	0.00	0.00	0.00	2,089,000.00	0.00	0.00	0.00	0.00	0.00	2,089,000.00	0.00	0.00	0.00	0.00

Certified Correct:

ANGELICA J. ASPERO
Admin Aide VI

Date:

Certified Correct:

ELEANOR C. MUPAS
Admin Officer

Date:

Recommending Approval By:

NITA M. LOPEZ-COSARES
Chief Admin and Finance Division

Date:

Approved By:

REYNOLDO D. DE GUZMAN JR.
Executive Director, I/OIC, Office of the Chairman

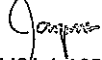
Date:

STATEMENT OF APPROVED BUDGET, UTILIZATIONS, DISBURSEMENTS AND BALANCES
 (For Off-Budgetary Funds)
 As at the Quarter Ending June 30, 2024


Department : Department of Transportation (DOTr)
 Agency/Entity : Office of Transportation Cooperatives
 Operating Unit : < not applicable >
 Organization Code (UACS) : 38 004 0000000
 Fund Cluster : 05 - Internally Generated Funds
 (e.g. UACS Fund Cluster: 05-Internally Generated Funds and 06-Business Related Funds)

Particulars	UACS CODE	Approved Budget			Utilizations					Disbursements					Balances		
		Approved Budgeted Revenue	Adjustments (Reductions, Modifications/ Augmentation)	Adjusted Budgeted Revenue	1st Quarter Ending March 31	2nd Quarter Ending June 30	3rd Quarter Ending September 30	4th Quarter Ending December 31	Total	1st Quarter Ending March 31	2nd Quarter Ending June 30	3rd Quarter Ending September 30	4th Quarter Ending December 31	Total	Unused Budget	Unpaid Obligations (10-15)=(17+18)	
																Due and Demandable	Not Yet Due and
1	2	3	4	5=[(3+(-)4)]	6	7	8	9	10=(6+7+8+9)	11	12	13	14	15=(11+12+13+14)	16=(5-10)	17	18

Prepared by:


 ANGELICA J. ASPERO
 Admin Aide VI
 Date: July 4, 2024 11:55 AM


Certified Correct:


 ELEANOR C. MUPAS
 Admin Officer V
 Date: July 4, 2024 11:55 AM

Recommending Approval By:


 NITA M. LOPEZ-COSARES
 Chief, Admin and Finance Division
 Date:

Approved By:



 REYNALDO B. DE GUZMAN JR
 Executive Director II / OIC, Office of the Chairman
 Date:


This report was generated using the Unified Reporting System on July 4, 2024 3:37 PM; Status : NOT APPLICABLE

SUMMARY OF APPROVED BUDGET, UTILIZATIONS, DISBURSEMENTS AND BALANCES BY OBJECT OF EXPENDITURES
 (For Off-Budgetary Funds)
 As at the Quarter Ending June 30, 2024

Department : Department of Transportation (DOTr)
 Agency/Entity : Office of Transportation Cooperatives
 Operating Unit : < not applicable >
 Organization Code (UACS) : 38 004 0000000
 Fund Cluster : 05 - Internally Generated Funds
 (e.g. UACS Fund Cluster: 05-Internally Generated Funds and 06-Business Related Funds)


Particulars 1	UACS CODE 2	Approved Budget			Utilizations					Disbursements					Balances		
		Approved Budgeted Revenue 3	Adjustments (Reductions, Modifications/ Augmentations) 4	Adjusted Budgeted Revenue 5=([3+(-)4])	1st Quarter Ending March 31 6	2nd Quarter Ending June 30 7	3rd Quarter Ending September 30 8	4th Quarter Ending December 31 9	Total 10=(6+7+8+9)	1st Quarter Ending March 31 11	2nd Quarter Ending June 30 12	3rd Quarter Ending September 30 13	4th Quarter Ending December 31 14	Total 15=(11+12+13+14)	Unutilized Budget 16=(5-10)	Unpaid Obligations (10-15)=(17+18)	
																Due and Demandable 17	Not Yet Due and Demandable 18

Prepared by:

 ANGELICA J. ASPERO
 Admin Aide VI
 Date: July 4, 2024 11:56 AM

Certified Correct:

 ELEANOR C. MUPAS
 Admin Officer
 Date: July 4, 2024 11:56 AM

Recommending Approval By:

 NITA M. LOPEZ-COSARES
 Chief, Admin and Finance Division
 Date:

Approved By:

 REYNALDO D. DE GUZMAN JR.
 Executive Director / OIC, Office of the Chairman
 Date:

This report was generated using the Unified Reporting System on July 4, 2024 3:40 PM; Status : NOT APPLICABLE

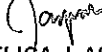
AGING OF UNPAID OBLIGATIONS
As at December 31, 2024

Department : Department of Transportation (DOTr)
 Agency/Entity : Office of Transportation Cooperatives
 Operating Unit : < not applicable >
 Organization Code (UACS) : 38 004 0000000
 Fund Cluster : 01 - Regular Agency Fund


(e.g. UACS Fund Cluster: 01-Regular Agency Fund, 02-Foreign Assisted Projects Fund, 03-Special Account-Locally Funded/Domestic Grants Fund, 04-Special Account-Foreign Assisted/Foreign Grants Fund, 05-Internally Generated Funds, 06-Business Related Funds and 07-Trust Receipts)

Name of Creditors	Obligation Request and Status			AGING OF UNPAID OBLIGATIONS							Remarks
	Number	Date	Amount	Amount	90 days & below	91 to 180 days	181 to 270 days	271 to 365/366 days	More than 1 year but less than 2 years	More than 2 years	
1	2	3	4	5=(6+7+8+9+10+11)	6	7	8	9	10	11	12
GRAND TOTAL			0.00	0.00	0.00	0.00	0.00	0.00	0.00	0.00	
Total Current Year Appropriations			null	null	null	null	null	null	null	null	
Total Prior Years' Appropriations			null	null	null	null	null	null	null	null	


Prepared by:


ANGELICA J. ASPERO
 Admin Aide VI
 Date: July 4, 2024 11:56 AM


Certified Correct:


ELEANOR C. MURAS
 Admin Officer V
 Date: July 4, 2024 11:56 AM

Recommending Approval By:


NITA M. LOPEZ-COSARES
 Chief Admin and Finance Division
 Date:

Approved By:


REYMONDO D. J. DE GUZMAN JR
 Executive Director II, OTC, Office of the Chairman
 Date:

MONTHLY REPORT OF DISBURSEMENTS
For the month of June 2024


Department : Department of Transportation (DOTr)
 Agency/Entity : Office of Transportation Cooperatives
 Operating Unit : < not applicable >
 Organization Code (UACS) : 38 084 000000
 Fund Cluster : 01 - Regular Agency Fund
 (e.g. UACS Fund Cluster: 01-Regular Agency Fund, 02-Foreign Assisted Projects Fund, 03-Special Account-Locally Funded/Domestic Grants Fund, etc.)


Particulars	Current Year Budget					Prior Year's Budget											Current Year's Accounts Payable				Trust Liabilities				Grand Total			Remarks
	PS	MOOE	FinEx	CO	TOTAL	PS	MOOE	FinEx	CO	Sub-Total	PS	MOOE	FinEx	CO	Sub-Total	TOTAL	PS	MOOE	CO	TOTAL	PS	MOOE	FinEx	CO	TOTAL			
	1	2	3	4	5	6=(2+3+4+5)	7	8	9	10	11=(7+8+9+10)	12	13	14	15	16=	17=(11+16)	18=(6+17)	19	20	21	22=(19+20+21)	23	24	25	26	27=(23+24+25+26)	
CASH DISBURSEMENTS	3,484,738.82	3,485,092.88	0.00	177,928.58	7,147,760.28	0.00	0.00	0.00	0.00	0.00	0.00	0.00	0.00	0.00	0.00	0.00	7,147,760.28	0.00	0.00	0.00	0.00	3,484,738.82	3,485,092.88	0.00	177,928.58	7,147,760.28		
Notice of Cash Allocation (NCA)	3,484,738.82	3,485,092.88	0.00	177,928.58	7,147,760.28	0.00	0.00	0.00	0.00	0.00	0.00	0.00	0.00	0.00	0.00	0.00	7,147,760.28	0.00	0.00	0.00	0.00	3,484,738.82	3,485,092.88	0.00	177,928.58	7,147,760.28		
MDS Checks Issued	58,466.63	124,928.57	0.00	177,928.58	361,323.78	0.00	0.00	0.00	0.00	0.00	0.00	0.00	0.00	0.00	0.00	0.00	361,323.78	0.00	0.00	0.00	0.00	58,466.63	124,928.57	0.00	177,928.58	361,323.78		
Advice to Debit Account	3,426,272.19	3,360,164.31	0.00	0.00	6,786,436.50	0.00	0.00	0.00	0.00	0.00	0.00	0.00	0.00	0.00	0.00	0.00	6,786,436.50	0.00	0.00	0.00	0.00	3,426,272.19	3,360,164.31	0.00	0.00	6,786,436.50		
Notice of Transfer Allocations (NTA)	0.00	0.00	0.00	0.00	0.00	0.00	0.00	0.00	0.00	0.00	0.00	0.00	0.00	0.00	0.00	0.00	0.00	0.00	0.00	0.00	0.00	0.00	0.00	0.00	0.00	0.00		
MDS Checks Issued	0.00	0.00	0.00	0.00	0.00	0.00	0.00	0.00	0.00	0.00	0.00	0.00	0.00	0.00	0.00	0.00	0.00	0.00	0.00	0.00	0.00	0.00	0.00	0.00	0.00	0.00		
Advice to Debit Account	0.00	0.00	0.00	0.00	0.00	0.00	0.00	0.00	0.00	0.00	0.00	0.00	0.00	0.00	0.00	0.00	0.00	0.00	0.00	0.00	0.00	0.00	0.00	0.00	0.00	0.00		
Working Fund for FAPs	0.00	0.00	0.00	0.00	0.00	0.00	0.00	0.00	0.00	0.00	0.00	0.00	0.00	0.00	0.00	0.00	0.00	0.00	0.00	0.00	0.00	0.00	0.00	0.00	0.00	0.00		
Cash Disbursement Ceiling (CDC)	0.00	0.00	0.00	0.00	0.00	0.00	0.00	0.00	0.00	0.00	0.00	0.00	0.00	0.00	0.00	0.00	0.00	0.00	0.00	0.00	0.00	0.00	0.00	0.00	0.00	0.00		
TOTAL CASH DISBURSEMENTS	3,484,738.82	3,485,092.88	0.00	177,928.58	7,147,760.28	0.00	0.00	0.00	0.00	0.00	0.00	0.00	0.00	0.00	0.00	0.00	7,147,760.28	0.00	0.00	0.00	0.00	3,484,738.82	3,485,092.88	0.00	177,928.58	7,147,760.28		
NON-CASH DISBURSEMENTS	103,525.17	283,943.69	0.00	0.00	387,468.86	0.00	0.00	0.00	0.00	0.00	0.00	0.00	0.00	0.00	0.00	0.00	387,468.86	0.00	0.00	0.00	0.00	103,525.17	283,943.69	0.00	0.00	387,468.86		
Tax Remittance Advice Issued (TRA)	103,525.17	283,943.69	0.00	0.00	387,468.86	0.00	0.00	0.00	0.00	0.00	0.00	0.00	0.00	0.00	0.00	0.00	387,468.86	0.00	0.00	0.00	0.00	103,525.17	283,943.69	0.00	0.00	387,468.86		
Non-Cash Availment Authority (NCAA)	0.00	0.00	0.00	0.00	0.00	0.00	0.00	0.00	0.00	0.00	0.00	0.00	0.00	0.00	0.00	0.00	0.00	0.00	0.00	0.00	0.00	0.00	0.00	0.00	0.00	0.00		
Disbursements effected through outright deductions from claims (please specify)	0.00	0.00	0.00	0.00	0.00	0.00	0.00	0.00	0.00	0.00	0.00	0.00	0.00	0.00	0.00	0.00	0.00	0.00	0.00	0.00	0.00	0.00	0.00	0.00	0.00	0.00		
Overpayment of expenses (e.g. personnel benefits)	0.00	0.00	0.00	0.00	0.00	0.00	0.00	0.00	0.00	0.00	0.00	0.00	0.00	0.00	0.00	0.00	0.00	0.00	0.00	0.00	0.00	0.00	0.00	0.00	0.00	0.00		
Restitution for loss of government property	0.00	0.00	0.00	0.00	0.00	0.00	0.00	0.00	0.00	0.00	0.00	0.00	0.00	0.00	0.00	0.00	0.00	0.00	0.00	0.00	0.00	0.00	0.00	0.00	0.00	0.00		
Liquidated damages and similar claims	0.00	0.00	0.00	0.00	0.00	0.00	0.00	0.00	0.00	0.00	0.00	0.00	0.00	0.00	0.00	0.00	0.00	0.00	0.00	0.00	0.00	0.00	0.00	0.00	0.00	0.00		
Others (e.g. TEF, BTr, Docs Stamp, etc.)	0.00	0.00	0.00	0.00	0.00	0.00	0.00	0.00	0.00	0.00	0.00	0.00	0.00	0.00	0.00	0.00	0.00	0.00	0.00	0.00	0.00	0.00	0.00	0.00	0.00	0.00		
TOTAL NON-CASH DISBURSEMENTS	103,525.17	283,943.69	0.00	0.00	387,468.86	0.00	0.00	0.00	0.00	0.00	0.00	0.00	0.00	0.00	0.00	0.00	387,468.86	0.00	0.00	0.00	0.00	103,525.17	283,943.69	0.00	0.00	387,468.86		
GRAND TOTAL	3,588,263.99	3,769,036.57	0.00	177,928.58	7,535,229.14	0.00	0.00	0.00	0.00	0.00	0.00	0.00	0.00	0.00	0.00	0.00	7,535,229.14	0.00	0.00	0.00	0.00	3,588,263.99	3,769,036.57	0.00	177,928.58	7,535,229.14		


SUMMARY

Particulars (1)	Previous Report (2)	This Month (3)	As at Date (4)
Total Disbursement Authorities Received	18,755,658.69	4,275,468.86	23,031,127.55
NCA	18,102,000.00	3,868,000.00	21,990,000.00
NTA	0.00	0.00	0.00
Working Fund	0.00	0.00	0.00
TRA	653,658.69	387,468.86	1,041,127.55
CDC	0.00	0.00	0.00
NCAA	0.00	0.00	0.00
Less: Notice of Transfer of Allocations (NTA) Issued	0.00	0.00	0.00
Total Disbursement Authorities Available	18,755,658.69	4,275,468.86	23,031,127.55
Less:	0.00	0.00	0.00
Lapsed NCA	0.00	0.00	0.00
Disbursements	15,404,310.56	7,535,229.14	22,939,539.70
Less: Other Non-Cash Disbursements	0.00	0.00	0.00
Disbursements effected through outright deductions from claims	0.00	0.00	0.00
Overpayment of expenses (e.g. personnel benefits)	0.00	0.00	0.00
Restitution for loss of government property	0.00	0.00	0.00
Liquidated damages and similar claims	0.00	0.00	0.00
Others (e.g. TEF, BTr, Docs Stamp, etc.)	0.00	0.00	0.00
Add/Less: Adjustments (e.g. cancelled/staled checks)	0.00	0.00	0.00
Balance of Disbursement Authorities as at date	3,351,348.13	(3,259,760.28)	91,587.85
Total Disbursements Program	18,755,658.69	4,275,468.86	23,031,127.55
Less: *Actual Disbursements	15,404,310.56	7,535,229.14	22,939,539.70
(Over)/Under spending	3,351,348.13	(3,259,760.28)	91,587.85

Notes: * The use of NTA is discouraged
 Notes: ** Amounts should tally with the grand total disbursement (column 27).

Prepared by:

DELFIN P. AQUINO
 Administrative Assistant II
 Date: 07/05/2024

Certified Correct:

NITA M. LOPEZ-COSARES
 Chief Administrative Officer - AFD
 and Concurrent Acting Accountant

Approved By:

REY M. DE GUZMAN JR.
 Executive Director I and concurrent
 OIC-Office of the Chairperson

MONTHLY REPORT OF DISBURSEMENTS
For the month of June 2024

Department : Department of Transportation (DOT)
Agency/Entity : Office of Transportation Cooperatives
Operating Unit : < not applicable >
Organization Code (UACS) : 38 004 000000
Fund Cluster : 07 - Trust Receipts
(e.g. UACS Fund Cluster: 01-Regular Agency Fund, 02-Foreign Assisted Projects Fund, 03-Special Account-Locally Funded/Domestic Grants Fund, etc.)

Table with columns: Particulars, Current Year Budget (PS, MOOE, FinEx, CO, TOTAL), Prior Year's Budget (PS, MOOE, FinEx, CO, Sub-Total), Current Year's Accounts Payable (PS, MOOE, FinEx, CO, Sub-Total), TOTAL, SUB-TOTAL, Trust Liabilities (PS, MOOE, CO, TOTAL), Grand Total (PS, MOOE, FinEx, CO, TOTAL), Remarks.

SUMMARY

Summary table with columns: Particulars (1), Previous Report (2), This Month (3), As at Date (4). Rows include Total Disbursement Authorities Received, NCA, NTA, Working Fund, TRA, CDC, NCAA, Less: Notice of Transfer of Allocations (NTA) issued, Total Disbursement Authorities Available, Less: Lapsed NCA Disbursements, Less: Other Non-Cash Disbursements, Balance of Disbursement Authorities as at date, Total Disbursements Program, Less: Actual Disbursements, (Over)/Under spending.

Certified Correct:

[Signature]
NINA M. LOPEZ-COSARES
Chief Administrative Officer - AFD
and Concurrent Acting Accountant
Date: 07/05/2024

Approved By:


[Signature]
REYNALDO J. DE GUZMAN JR
Executive Director II and concurrent
OIC-Office of the Chairperson
Date: 07/05/2024

QUARTERLY REPORT OF REVENUE AND OTHER RECEIPTS
As at the Quarter Ending June 30, 2024


Department : Department of Transportation (DOTr)
 Agency/Entity : Office of Transportation Cooperatives
 Operating Unit : < not applicable >
 Organization Code : 38 004 0000000
 Fund Cluster : 01 - Regular Agency Fund

Classification/Sources of Revenue and Other Receipts	UACS CODE	REVENUE TARGET (Annual) per BESF	Actual Revenue and Other Receipts Collections					Cumulative Remittance/Deposits to Date			Variance		Remarks
			1st Quarter Ending March 31	2nd Quarter Ending June 30	3rd Quarter Ending September 30	4th Quarter Ending December 31	Total	Remittance to BTr	Deposited with AGDB	Total	Amount	%	
1	2	3	4	5	6	7	8=(4+5+6+7)	9	10	11=(9+10)	12=(8-3)	13=(12/3)	14

Prepared by:


ANGELICA J. ASPERO
 Admin Aide VI
 Date July 4, 2024 11:56 AM


Certified Correct:


ELEANOR C. MUPAS
 Admin Officer V
 Date July 4, 2024 11:56 AM

Recommending Approval By:


NITA M. LOPEZ-COSARES
 Chief, Admin and Finance Division
 Date:

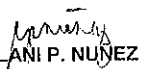
Approved By:



REYMUENDO D. J. DE GUZMAN JR
 Executive Director II/ OIC, Office of the Chairman
 Date:


QUARTERLY PHYSICAL REPORT OF OPERATION
As of June 30, 2024

Department : Department of Transportation (DOTr)
 Agency/Entity : Office of Transportation Cooperatives
 Operating Unit : < not applicable >
 Organization Code (UACS) : 38 004 0000000

Particulars	UACS CODE	Physical Target (Budget Year)					Physical Accomplishment (Budget Year)					Variance as of June 30, 2024	Remarks
		1st Quarter	2nd Quarter	3rd Quarter	4th Quarter	Total	1st Quarter	2nd Quarter	3rd Quarter	4th Quarter	Total		
1	2	3	4	5	6	7	8	9	10	11	12	13	14
TRANSPORTATION COOPERATIVE DEVELOPMENT PROGRAM	310100000000000												
OO : Transportation Cooperatives Developed													
Outcome Indicator(s)													
1. % increase in registered cooperatives accredited						(12%) 530							No quarterly accomplishments were presented considering that the data to be obtained will be acquired and completed on an annual basis (TSC mandatory reports are submitted annually and that the needed data in the said report are still to be examined and validated).
2. % increase in the membership of accredited cooperatives						(11.25%) 86,516							
3. % increase in the total value of assets of all accredited Transport Cooperatives (TC)						(11.25%) 5,173,474							
4. % increase of accredited cooperatives with Certificate of Good Standing						(30%) 418							
Output Indicator(s)													
1. % of TC processed for accreditation within the prescribed period		(100%) 48	(100%) 7	(100%) 18	(100%) 16	(100%) 7	(100%) 36	(100%) 24			60	35	A positive variance was attained comparing the targets versus the actual output indicators due to the continuing implementation of the Public Transport Modernization Program (PTMP) formerly Public Utility Vehicle Modernization Program (PUVMP), which primarily requires the consolidation of individual operators into legal entities (transport cooperative or corporation), including the consolidation of individual public transport franchises. As a result of the government extension of consolidation deadline in April 2024, applications from interested transport groups/individuals to be converted into transport cooperatives were continuously being received and evaluated by this Agency. There are still numerous number of PUV routes with no existing legal entities and opening of developmental routes are also likely to happen in route rationalization/local public transport route plan. Out of the 60 applications processed for the period covered, the OTC issued 26 accreditation certificates.
2. No. of TC development services rendered according to client/s satisfaction and execution standards		377	725	769	345	2216	948	973			1921	819	The positive variance between the actual output and the target was attained due to the continuous implementation of the Public Transport Modernization Program (PTMP). The nature of the services provided to the TC-clientele include the following: 1,323 or 70% for technical development assistance (evaluation & endorsement of franchise/registration, legal & technical mentoring/coaching), 178 or 9% for capacity/building requirements, 85 or 4% for assess/assist activities and 335 or 17% for other supporting services (e.g. CGS issuances, formulation of guidelines and TCP briefing activities).

Prepared By:

 LANI P. NUNEZ
 Assistant Statistician
 Date:

In coordination with:

 ELEANOR C. MUPAS
 Budget Officer III
 Date:

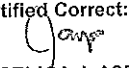
Approved By:

 REY MUNDO D. JR. BE GUZMAN JR.
 Executive Director, OIC, Office of the Chairman
 Date:


STATEMENT OF APPROVED BUDGET, UTILIZATIONS, DISBURSEMENTS AND BALANCES FOR TRUST RECEIPTS
 (for Implementing Agency use only)
 As at the Quarter Ending June 30, 2024

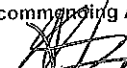
Department : Department of Transportation (DOTr)
 Agency/Entity : Office of Transportation Cooperatives
 Operating Unit : < not applicable >
 Organization Code (UACS) : 38 004 0000000
 Fund Cluster : 01 - Regular Agency Fund
 (e.g. UACS Fund Cluster: 05-Internally Generated Funds and 06-Business Related Funds)


Inter Agency Fund Transfer
 Grants and Donations (Less than 12)

Particulars	UACS CODE	Approved Budget			Utilizations					Disbursements					Balances		
		Approved Budgeted Revenue	Adjustments (Reductions, Modification)	Adjusted Budgeted Revenue	1st Quarter Ending March 31	2nd Quarter Ending June 30	3rd Quarter Ending September	4th Quarter Ending December 31	Total	1st Quarter Ending March 31	2nd Quarter Ending June 30	3rd Quarter Ending September	4th Quarter Ending December 31	Total	Unutilized Budget	Unpaid Obligations (10-15)=(17+18)	
1	2	3	4	5=(3+(-)4)	6	7	8	9	10=(6+7+8+9)	11	12	13	14	15=(11+12+13)	16=(5-10)	17	18
Department of Transportation (DOTr)		45,000,000.00	0.00	45,000,000.00	0.00	4,206,430.10	0.00	0.00	4,206,430.10	0.00	4,206,430.10	0.00	0.00	4,206,430.10	40,793,569.90	0.00	0.00
Office of the Secretary		45,000,000.00	0.00	45,000,000.00	0.00	4,206,430.10	0.00	0.00	4,206,430.10	0.00	4,206,430.10	0.00	0.00	4,206,430.10	40,793,569.90	0.00	0.00
Central Office		45,000,000.00	0.00	45,000,000.00	0.00	4,206,430.10	0.00	0.00	4,206,430.10	0.00	4,206,430.10	0.00	0.00	4,206,430.10	40,793,569.90	0.00	0.00
PUV Modernization Project		30,000,000.00	0.00	30,000,000.00	0.00	590,993.00	0.00	0.00	590,993.00	0.00	590,993.00	0.00	0.00	590,993.00	29,409,007.00	0.00	0.00
MOOE	2	30,000,000.00	0.00	30,000,000.00	0.00	590,993.00	0.00	0.00	590,993.00	0.00	590,993.00	0.00	0.00	590,993.00	29,409,007.00	0.00	0.00
PUV Modernization Project - PMO		15,000,000.00	0.00	15,000,000.00	0.00	3,615,437.10	0.00	0.00	3,615,437.10	0.00	3,615,437.10	0.00	0.00	3,615,437.10	11,384,562.90	0.00	0.00
MOOE	2	15,000,000.00	0.00	15,000,000.00	0.00	3,615,437.10	0.00	0.00	3,615,437.10	0.00	3,615,437.10	0.00	0.00	3,615,437.10	11,384,562.90	0.00	0.00
GRAND TOTAL		45,000,000.00	0.00	45,000,000.00	0.00	4,206,430.10	0.00	0.00	4,206,430.10	0.00	4,206,430.10	0.00	0.00	4,206,430.10	40,793,569.90	0.00	0.00
PS		0.00	0.00	0.00	0.00	0.00	0.00	0.00	0.00	0.00	0.00	0.00	0.00	0.00	0.00	0.00	0.00
MOOE		45,000,000.00	0.00	45,000,000.00	0.00	4,206,430.10	0.00	0.00	4,206,430.10	0.00	4,206,430.10	0.00	0.00	4,206,430.10	40,793,569.90	0.00	0.00
CO		0.00	0.00	0.00	0.00	0.00	0.00	0.00	0.00	0.00	0.00	0.00	0.00	0.00	0.00	0.00	0.00

Certified Correct:

 ANGELICA J. ASPERO
 Admin Aide VI
 Date July 4, 2024 02:33 PM

Certified Correct:

 ELEANOR O. MUPAS
 Admin Officer V
 Date July 4, 2024 02:33 PM

Recommending Approval By:

 NITA M. LOPEZ-COSARES
 Chief, Admin and Finance Division
 Date July 4, 2024 03:01 PM

Approved By:

 REY MANDO D. J. DE GUZMAN
 Executive Director I/OIC- Office of the Chairman
 Date July 4, 2024 03:04 PM